



**GOVERNMENT OF JAMMU & KASHMIR  
(DEPUTY COMMISSIONER) UDHAMPUR**

Phone No: - 01992-270212, Fax No: - 01992-271845, E-mail id: - [udhampur@nic.in](mailto:udhampur@nic.in), [squdhampur@gmail.com](mailto:squdhampur@gmail.com)

**Subject: Notification of Market Value Guidelines and Rates of Immovable Property for the Calendar Year 2024 for District Udhampur.**

**Reference: CSSJ/2023-24/656-58 dated 27-12-2023 Issued by Deputy Commissioner Stamps, Jammu (Convener, Divisional Valuation Board Jammu).**

**NOTIFICATION**

In exercise of the powers vested to me in terms of sub-rule (2) of Rule -4 of SRO-303 dated 04-10-2011 and SRO-379 dated 22-12-2011 of J&K Perpetration and Revision of Market Value Guidelines Rules, 2011 read with SRO-221 of 2018 dated 18-05-2018 and SO 616 dated 21-11-2022 issued by the Finance Department, J&K Government and also on the basis of the approval conveyed by the Divisional Valuation Board under Rule-3 of SRO-379 dated 22-12-2011 vide No. CSSJ/2023-24/656-58 dated 27-12-2023 with minutes of meeting held on 27-12-2023 under the Chairmanship of Divisional Commissioner Jammu as Chairman; the rates of the immovable property of Udhampur District for the Calendar Year – 2024 are hereby notified as shown in the statements appended to this notification.

It is further notified that for the rates in form II, the rates of prevailing PWD schedule of rate (SOR) issued by Chief Engineer (R&B), Jammu shall apply to District Udhampur inter-alia other Districts of Jammu Division. In urban areas, where the nature of land has not been classified as residential or commercial, the rates of residential or commercial would be applicable depending on the land use of the said land as defined in the respective Master Plan of the area.

These rates shall remain in force w.e.f. 01-01-2024 to 31-12-2024.

Encls: 47 lvs



No. DCU/SQ/SDR/2023/469-93  
Dated:- 29-12-2023

**Sd/-  
Saloni Rai, IAS  
Deputy Commissioner,  
(Chairman District Valuation Committee)  
Udhampur.**

Copy to the:-

1. Chairman, Divisional Valuation Board, (Divisional Commissioner), Jammu for kind information.
2. Inspector General of Registration J&K, for kind information.
3. Commissioner of Stamps, J&K, for information.

4. Chief Engineer PWD (R&B) Jammu, for information.
5. District Registrar, Udhampur for information and n/a.
6. Deputy Commissioner of Stamps, Divisional Valuation Board, Jammu for information.
7. Director Agriculture Jammu for information.
8. Divisional Forest Officer Udhampur, for information.
9. Sub-Registrar (Assistant Commissioner Revenue) Udhampur for information and Updation onto the NGDRS portal.
- 10-13. Sub-Registrar (SDMs) Dudu/Basantgarh/Ramnagar/Chenani for information and updation onto the NGDRS portal.
14. District Informatics Officer, Udhampur with the request to upload the Stamp Duty Rates for the Calendar Year 2023 in respect District Udhampur on District Website
15. Chief Town Planner Jammu for information.
16. Manager, Govt. Printing Press, Jammu for publication of the notification in Govt. Gazette with the request that copy of the same be conveyed to this office for record and reference.
17. District Information Officer, Udhampur with the request that this notification be published at least in two local leading newspapers and press cutting of the same be furnished to this office for record and reference.
- 18-25. Tehsildar Udhampur, Ramnagar, Chenani, Basantgarh, Mounгри, Panchari, Latti-Marothi and Majalta for information.

  
(Joginder Singh Jasrotia) JKAS  
**Additional Deputy Commissioner**  
**Udhampur**  


## Form-I

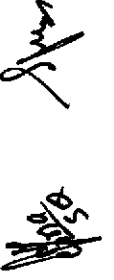
## Notified Market Value Guidelines of Urban Plots for the year 2024 in District Udhampur.

S. No	Name of City/Tehsil	Ward No.	Name of Village/ Mohalla/ Colony/ Society/ Street	Value of Plot per Kanal (in Rs)			
				Residential		Commercial	
			Existing (2023)	Notified (2024)	Existing (2023)	Notified (2024)	
1	2	3	4	5	6	8	9
			Jakhain Partially	4786000	5050000	7854000	8300000
1	Udhampur	1- Subhash Nagar & Bharat Nagar.	Shajalta Partially	4786000	5050000	7854000	8300000
			Barrian Partially	4786000	5050000	7854000	8300000
2	Udhampur	2- Indra Nagar, Chenani Project & complex	Shajalta Partially	4786000	5050000	7854000	8300000
			Dallah Partially	4786000	5050000	7854000	8300000
3	Udhampur	3- Id Gah & Old Jail Complex	Udhampur Partially	4786000	5050000	7854000	8300000
			Shajalta Partially	4786000	5050000	7854000	8300000
			Barrian Partially	4786000	5050000	7854000	8300000
4	Udhampur	4- Adarsh Colony & Court Road	Udhampur Partially	4786000	5050000	7854000	8300000
			Barrian Partially	4786000	5050000	7854000	8300000
5	Udhampur	5- Barrian & Old Microwave Gali	Barrian Partially	4786000	5050000	9950000	10500000
6	Udhampur	6- Karan Nagar	Barrian Partially	4786000	5050000	7854000	8300000
7	Udhampur	7- Garrian Talab	Udhampur Partially	4786000	5050000	7854000	8300000
8	Udhampur	8- Ram Kala Kender, Waziran Mandir & Gurdawara Gali	Karlai Suki Partially	6834000	7000000	9925000	10500000
			Udhampur Partially	6834000	7000000	9925000	10500000
9	Udhampur	9- Arya Smaj Gali, Lambi Gali & Beotra Gali	Udhampur Partially	6834000	7000000	9925000	10500000


S. No	Name of City/Tehsil	Ward No.	Name of Village/ Mohalla/ Colony/	Value of Plot per Kanal (in Rs)			
				Residential		Commercial	
10	Udhampur	10- Shiv Nagar, Old telegraph & Mohalla Acharya	Udhampur Partially	6834000	7000000	9925000	10500000
11	Udhampur	11- Raghunath Pur & Shiv Nagar.	Omara partially	6834000	7000000	9925000	10500000
12	Udhampur	12- Geeta Bhawan, Shitla Mandir & Pabba Mohalla.	Shiv Nagar Partially	6834000	7000000	9925000	10500000
13	Udhampur	13- Lambi Gali & District Hospital	Udhampur Partially	6834000	7000000	9925000	10500000
14	Udhampur	14- Talab Sailain & Bal Ashram	karlai Kangloo Partially	6834000	7000000	9925000	10500000
15	Udhampur	15- Shakti Nagar	Udhampur Partially	6834000	7000000	9925000	10500000
16	Udhampur	16- Chabutra, Mohalla Pachyala & Dina Nagar.	karlai Kangloo Partially	6834000	7000000	9925000	10500000
17	Udhampur	17- Christian Colony & Omara-New & Salain Talab	kallar Himmitti Partially	6834000	7000000	9925000	10500000
18	Udhampur	18- Dallah & Gangera	Omara partially	6834000	7000000	9925000	10500000
19	Udhampur	19- Rount, Shiv Nagar & Sambal	Dallah Partially	5722000	6000000	8600000	9100000
			Jakhain Partially	5722000	6000000	8600000	9100000
			Gangera Partially	5722000	6000000	8600000	9100000
			Shiv Nagar Partially	4786000	5050000	7854000	8300000
			Rount	4786000	5050000	7854000	8300000
			Sambal Partially	4786000	5050000	7854000	8300000

W/SO  
S/SO

S. No	Name of City/Tehsil	Ward No.	Name of Village/ Mohalla/ Colony/	Value of Plot per Kanal (in Rs)			
				Residential		Commercial	
20	Udhampur	20- Sangoor & Sail Sallan, Omala, Thali, Chari & Swail	Sangoor	4786000	5050000	7854000	8300000
			Sial Sallan	4786000	5050000	7854000	8300000
			Omala	4786000	5050000	7854000	8300000
			Chari	4786000	5050000	7854000	8300000
			Swail	4786000	5050000	7854000	8300000
21	Udhampur	21- Kallar Himiti & Thanda Paddar, Nagrota, Karlai Khalki & Dandyal.	kallar Himmitti Partially	4786000	5050000	7854000	8300000
			Thanda Paddar	4786000	5050000	7854000	8300000
			Nagrota	4786000	5050000	7854000	8300000
			Karlai Khalki	4786000	5050000	7854000	8300000
			Dandyal	4786000	5050000	7854000	8300000
<b>Notified Market value Guidelines of Urban Plots for the year 2024 Tehsil Ramnagar</b>							
1	Ramnagar	W.No 1	Chigli Chouri	1521500	1600000	7987900	8400000
2	Ramnagar	W.No 2	Panditon ka Mohalla	1550400	1630000	7501700	7900000
3	Ramnagar	W.No 3	Kaisotra Mohalla	1550400	1630000	7501700	7900000
4	Ramnagar	W.No 4	Pakhetra Mohalla	1550400	1630000	7501700	7900000
5	Ramnagar	W.No 5	Jandial Mohalla	1579400	1660000	8096800	8500000
6	Ramnagar	W.No 6	Kharka Mohalla	1550400	1630000	7978000	8400000
7	Ramnagar	W.No 7	Patwari Mohalla	1550400	1630000	7501700	7900000
8	Ramnagar	W.No 8	Phalla Mohalla	1535900	1610000	5715400	6000000
9	Ramnagar	W.No 9	Suka Talab	1593900	1670000	3810200	4000000
10	Ramnagar	W.No 10	Adhyapak Nagar	1521500	1600000	4048900	4250000
11	Ramnagar	W.No.11	Gratbhati	1231700	1290000	4048900	4250000
12	Ramnagar	W.No 12	Nouji	1231700	1290000	4048900	4250000
13	Ramnagar	W.No 13	Gundhian	1129000	1190000	3095300	3250000



S. No	Name of City/ Tehsil	Ward No.	Name of Village/ Mohalla/ Colony/	Value of Plot per Kanal (in Rs)		
				Residential	Commercial	Commercial
<b>Notified Market value Guidelines of Urban Plots for the year 2024 Tehsil Chenani</b>						
1	Chenani	W.No.1	Mada Partially	1048340	1100760	2109240
2	Chenani	W.No.2	Battna Partially	1016540	1067370	2068200
3	Chenani	W.No.3	Chenani	1020780	1071820	2061720
4	Chenani	W.No.4	Chenani	1020780	1071820	2061720
5	Chenani	W.No.5	Chenani	1020780	1071820	2061720
6	Chenani	W.No.6	Chenani	1020780	1071820	2061720
7	Chenani	W.No.7	Chenani	1020780	1071820	2061720



## Form-II

## Value of Built up properties per Sq. Mtr. (in Rs.) for the year 2024 in District Udhampur

Name of District	Ward No.	Name of Mohalla/ Colony/ Society/ Street	If roof made of R.C.C				If roof made of R.C.C. Girder				If roof made of Asbestos sheets/ Tin sheets/ English tiles				If roof made of Kacha/Bamboo			
			Residential	Shop	Office	Godown	Residential	Shop	Office	Godown	Residential	Shop	Office	Godown	Residential	Shop	Office	Godown
1	2	3	4				5				6				7			
Udhampur			26824	22880	28514	22880	26824	22880	28514	22880	15784	15784	15784	15784	8156	8156	8156	8156
<p>Note: The valuation of rates is based on CPWD Plinth Area Schedule effective from 01-08-2023 to onwards plus provision for water supply, Sanitary and electrification as per CPWD plinth area new schedule 2023 and the new read assessment schedule rates w.e.f. 15-06-2023.</p> <p>1. Provisions for depreciation. = As per affidavit, deduct 1% per year subject to maximum 15%.</p> <p>2. Provisions for Multistory buildings. Sams as upto six storeyed.</p> <p>3. Provisions for transfer of roof Category of the building changed accordingly.</p> <p>4. Other Provisions. Already included in the rates adopted for valuation</p>																		
S. No	Particulars																	Rates
1	Value of Tube Well (Mini Tube well) 200 mm dia																	Rs. 23.44 Lacs
	Value of Tube Well (Mini Tube well) 150 mm dia																	Rs. 4.75 Lacs
2	Pump House																	9.50 Lacs(12'x15')
3	Value of Dug Well																	Rs.59.40 lacs (06 Mir Dia)
4	Value of Well(stone masonry)																	Rs.6.53 lacs (Rs. 45,000/sqm)
5	Other provision																	Rs. 54.00 Lacs (Machinery & other Electric Works)

## Form III

## Notified Market Value Guidelines of Rural Areas for the year 2024 in District Udhampur

S. No.	Tehsil	Patwar Halqa	Village	Value per Kanal ( In Rs)						Value for Small Pieces of Land in rural areas upto 500 Sq meter (per Sq Meter)	
				Irrigated		Un-Irrigated		Existing (2023)	Notified (2024)	Existing (2023)	Notified (2024)
				Existing (2023)	Notified (2024)	Existing (2023)	Notified (2024)				
1	Udhampur	Udhampur	Omara (R)	0	0	2661000	2950000	5152000	5700000		
2	Udhampur	Jakhain	Jakhain Rural	1976000	2200000	1412000	1570000	4105000	4550000		
3	Udhampur	Jakhain	Shajalta Rural	1975000	2200000	1412000	1570000	4105000	4550000		
4	Udhampur	Dhanori	Dhanori Rowarfi	1041000	1160000	743000	830000	2123000	2350000		
5	Udhampur	Dhanori	Dhanori Parli	711000	790000	577000	640000	1335000	1480000		
6	Udhampur	Sambal	Sambal Rural	834000	905000	720000	780000	1624000	1770000		
7	Udhampur	Sambal	Sui	768000	835000	569000	620000	1552000	1680000		
8	Udhampur	Sambal	Rakh Tanday	500000	525000	400000	420000	907000	952000		
9	Udhampur	Chakher	Chakher	834000	905000	635000	690000	1552000	1680000		
10	Udhampur	Chakher	Chakher Sundli	731000	795000	478000	520000	1497000	1630000		
11	Udhampur	Laddan	Laddan	657000	690000	581000	610000	1312000	1378000		
12	Udhampur	Laddan	Hansoo	535000	562000	486000	510000	1027000	1078000		
13	Udhampur	Laddan	Kotlibala	478000	502000	380000	399000	939000	986000		
14	Udhampur	Ossu	Ossu	477000	501000	369000	387000	867000	910000		
15	Udhampur	Ossu	Rakh Kotli	456000	479000	364000	382000	850000	893000		
16	Udhampur	Pakhlai	Pakhlai	194000	204000	150000	158000	329000	345000		
17	Udhampur	Pakhlai	Dhar Gaddian	194000	204000	150000	158000	329000	345000		
18	Udhampur	Pakhlai	Omala Rural	1028000	1120000	847000	920000	2056000	2240000		
19	Udhampur	Omala	Thali Rural	971000	1030000	803000	850000	1708000	1820000		
20	Udhampur	Omala	Chanthal	936000	983000	774000	813000	1564000	1642000		
21	Udhampur	Omala	Cheri Rural	846000	940000	685000	760000	1695000	1880000		
22	Udhampur	Sangoor	Swail Rural	1027000	1140000	847000	940000	1996000	2220000		
23	Udhampur	Sangoor	Sial Sallan Rural	689000	768000	575000	640000	1837000	2050000		

*[Handwritten Signature]*



S. No.	Tehsil	Patwar Halqa	Village	Value per Kanal ( In Rs)								
				Irrigated				Un-Irrigated				Value for Small Pieces of Land in rural areas upto 500 Sq meter (per Sq Meter)
				Existing (2023)	Notified (2024)	Existing (2023)	Notified (2024)	Existing (2023)	Notified (2024)	Existing (2023)	Notified (2024)	
24	Udhampur	Bishal Jattan	Bishal Jattan	612000	650000	204000	218000	765000	810000	810000		
25	Udhampur	Bishal Jattan	Bishal Rajulian	407000	427000	204000	214200	765000	804000	804000		
26	Udhampur	Bishal Jattan	Nawah	407000	427000	204000	214000	765000	804000	804000		
27	Udhampur	Bishal Jattan	Kah	407000	427000	204000	214000	510000	536000	536000		
28	Udhampur	Bishal Jattan	Mansu	407000	427000	204000	214000	765000	804000	804000		
29	Udhampur	Barrian	Rakh Kathiala Rural	892000	937000	624000	655000	1763000	1851000	1851000		
30	Udhampur	Jib	Jib	1229000	1300000	744000	780000	2404000	2520000	2520000		
31	Udhampur	Rehmbal	Rehmbal	2435000	2630000	1932000	2070000	4562000	4900000	4900000		
32	Udhampur	Rehmbal	Khatriar	2215000	2326000	1810000	1900000	4204000	4414000	4414000		
33	Udhampur	Padanoo	Padanoo	1070000	1123000	688000	722000	1930000	2026000	2026000		
34	Udhampur	Padanoo	Kalta	956000	1004000	595000	625000	1858000	1951000	1951000		
35	Udhampur	Badali	Badali	1227000	1360000	1000000	1110000	2251000	2500000	2500000		
36	Udhampur	Badali	Deli Chak	972000	1080000	801000	890000	1837000	2050000	2050000		
37	Udhampur	Badali	Manpa	1010000	1060000	834000	876000	1919000	2015000	2015000		
38	Udhampur	Sansoo	Sansoo	1050000	1100000	840000	882000	1894000	1989000	1989000		
39	Udhampur	Sansoo	Rakh Sansoo	1041000	1093000	816000	857000	1927000	2023000	2023000		
40	Udhampur	Sansoo	Kotli Pain	954000	1000000	743000	780000	1805000	1895000	1895000		
41	Udhampur	Sansoo	Megain	954000	1000000	743000	780000	1805000	1895000	1895000		
42	Udhampur	Bali	Bali (Upper)	363000	382000	303000	318000	754000	792000	792000		
43	Udhampur	Bali	Bali (Lower)	391000	420000	323000	347000	892000	960000	960000		
44	Udhampur	Bali	Ladey	394000	414000	320000	336000	758000	796000	796000		
45	Udhampur	Manta	Manta	200000	210000	163000	171000	365000	383000	383000		
46	Udhampur	Manta	Moud	331000	355000	269000	290000	671000	725000	725000		
47	Udhampur	Manta	Chattara	343000	360000	300000	315000	664000	697000	697000		
48	Udhampur	Ladha	Toldi	375000	394000	300000	315000	760000	798000	798000		
49	Udhampur	Ladha	Ladha	194000	204000	150000	158000	365000	383000	383000		
50	Udhampur	Ladha	Dhar Ladha	194000	204000	150000	158000	365000	383000	383000		

15/5/20  


S. No.	Tehsil	Patwar Halqa	Village	Value per Kanal ( In Rs)					
				Irrigated		Un-Irrigated		Value for Small Pieces of Land in rural areas upto 500 Sq meter (per Sq Meter)	
				Existing (2023)	Notified (2024)	Existing (2023)	Notified (2024)	Existing (2023)	Notified (2024)
51	Udhampur	Samroli	Samroli	476000	511000	340000	365000	1109000	1200000
52	Udhampur		Narsoo	476000	510000	348000	375000	1109000	1200000
53	Udhampur	Chirdi	Chunti	194000	204000	150000	158000	365000	383000
54	Udhampur		Chirdi	194000	204000	150000	158000	365000	383000
55	Udhampur	Roun	Kither	300000	315000	206000	216000	522000	548000
56	Udhampur		Roun	528000	570000	431000	465000	921000	990000
57	Udhampur	Garnai	Breedian	426000	460000	314000	338000	828000	890000
58	Udhampur		Garnai	575000	640000	438000	485000	960000	1070000
59	Udhampur	Battal	Deola	566000	630000	420000	465000	1059000	1180000
60	Udhampur		Battal	555000	595000	411000	443000	1000000	1080000
61	Udhampur	Darsoo	Lota	355000	395000	286000	318000	1132000	1260000
62	Udhampur		Battal	496000	540000	437000	475000	945000	1050000
63	Udhampur	Malhar	Darsoo	211000	222000	140000	147000	377000	396000
64	Udhampur		Malhar	211000	222000	140000	147000	370000	390000
65	Udhampur	Ballian	Malhar	623000	690000	430000	480000	1252000	1390000
66	Udhampur		Ballian	375000	415000	255000	282000	686000	760000
67	Udhampur	Phangyal	Kangeru	380000	420000	257000	285000	691000	770000
68	Udhampur		Phangyal	375000	415000	255000	282000	685800	760000
69	Udhampur	Rathian	Ladyala	375000	394000	255000	268000	685800	720000
70	Udhampur		Ballian	1245000	1380000	1071000	1190000	2903000	3220000
71	Udhampur	Ballian	Sutain	1050000	1130000	825000	890000	2169000	2320000
72	Udhampur		Ballian	1155000	1245000	945000	1020000	2169000	2320000
73	Udhampur	Rathian	Sounthan	1155000	1240000	945000	1020000	2169000	2320000
74	Udhampur		Rathian	1155000	1240000	945000	1020000	2169000	2320000
75	Udhampur	Phangyal	Lehri	1306000	1450000	1053000	1170000	2752000	3050000
76	Udhampur		Phangyal	1318000	1470000	1040000	1150000	2664000	2950000
77	Udhampur		Phangyal	1318000	1470000	1040000	1150000	2869000	3180000

*[Handwritten signature]*

S. No.	Tehsil	Patwar Halqa	Village	Value per Kanal ( In Rs)						Value for Small Pieces of Land in rural areas upto 500 Sq meter (per Sq Meter)		
				Irrigated		Un-Irrigated		Existing (2023)	Notified (2024)		Existing (2023)	Notified (2024)
				Existing (2023)	Notified (2024)	Existing (2023)	Notified (2024)					
78	Udhampur		Kashirah	939000	1020000	560000	610000	1698000	1840000			
79	Udhampur		Priyan	770000	809000	464000	487000	1439000	1511000			
80	Udhampur		Ghordi	807000	847000	487000	511000	1527000	1604000			
81	Udhampur		Channi	785000	824000	475000	499000	1527000	1604000			
82	Udhampur		Kawah	434000	456000	321000	337000	816000	857000			
83	Udhampur		Baryal	595000	635000	455000	485000	1121000	1190000			
84	Udhampur		Jaganoo	536000	563000	414000	435000	1014000	1064000			
85	Udhampur		Rakh Jaganoo	372000	391000	275000	289000	723000	759000			
86	Udhampur		Ser	283000	297000	239000	251000	551000	578000			
87	Udhampur		Marore	283000	297000	239000	251000	551000	578000			
88	Udhampur		Thanoa	283000	297000	183000	192000	551000	578000			
89	Udhampur		Bapli lot	283000	297000	183000	192000	551000	578000			
90	Udhampur		Tarmara	269000	282000	183000	192000	551000	578000			
91	Udhampur		Rakh Thanoa	269000	282000	183000	192000	551000	578000			
92	Udhampur		Bhagpur	441000	463000	302000	317000	864000	907000			
93	Udhampur		Kah Sadotrain	302000	317000	178000	187000	518000	544000			
94	Udhampur		Bassan	310000	326000	220000	231000	518000	544000			
95	Udhampur		Kuperla	310000	326000	220000	231000	518000	544000			
96	Udhampur		Barta	414000	435000	233000	245000	723000	759000			
97	Udhampur		Johnu	290000	305000	206000	216000	518000	544000			
98	Udhampur		Ritti	308900	324000	211000	222000	584000	613000			
99	Udhampur		Lusal	315000	331000	211000	222000	561000	589000			
100	Udhampur		Mandolat	289000	303000	206000	216000	550000	577000			
101	Udhampur		Kuh	294000	309000	182000	191000	550000	577000			
102	Udhampur		Chai	310000	326000	206000	216000	518000	543000			
103	Udhampur		Kasheer	275000	289000	206000	216000	518000	543000			
104	Udhampur		Chapper	275000	289000	206000	216000	518000	543000			
105	Udhampur		Dudhar	275000	289000	206000	216000	518000	543000			

*[Handwritten signature]*

S. No.	Tehsil	Patwar Halqa	Village	Value per Kanal ( In Rs)						
				Irrigated			Un-Irrigated			Value for Small Pieces of Land in rural areas upto 500 Sq meter (per Sq Meter)
				Existing (2023)	Notified (2024)	Existing (2023)	Notified (2024)	Existing (2023)	Notified (2024)	
106	Udhampur	Sunal	Sunal	275000	289000	206000	216000	518000	543000	
107	Udhampur		Karowa	357000	375000	275000	289000	723000	759000	
108	Udhampur	Dhalphar	Dhalphar	302000	317000	206000	216000	518000	543000	
109	Udhampur		Shivnagar	275000	289000	206000	216000	518000	543000	
110	Udhampur		Bubail	441000	463000	178000	187000	825000	866000	
111	Udhampur	Tikri	Tikri	827000	880000	652000	690000	1895000	2100000	
112	Udhampur		Lehnu	523000	550000	384000	403000	943000	990000	
113	Udhampur	Mand	Jarmara	414000	435000	275000	289000	754000	792000	
114	Udhampur		Mand	870000	930000	659000	700000	1897000	2100000	
115	Udhampur	Dhanoo	Dhanoo	393000	413000	364000	382000	737000	774000	
116	Udhampur		Chadai	393000	413000	364000	382000	737000	774000	
117	Udhampur	Dhanoo	Gatial	393000	413000	364000	382000	737000	774000	
118	Udhampur	Seen	Seen Thakran	294000	309000	253000	266000	577000	606000	
119	Udhampur		Thakran	Kah Phalata	463000	486000	336000	353000	801000	841000
120	Udhampur	Brahdmana	Seen Brahdmana	294000	309000	253000	266000	577000	606000	
121	Udhampur		Samundrani	Khandrah	251000	264000	208000	218000	389000	408000
122	Udhampur	Barolla	Samundrani	368000	386000	269000	282000	690000	724000	
123	Udhampur		Barolla	340000	357000	270000	284000	717000	752000	
124	Udhampur	Barolla	Neeli Nallah	354000	372000	255000	268000	774000	812000	
125	Udhampur		Nallah Kuhlana	472000	496000	320000	336000	874000	917000	
126	Udhampur		Kuper Chang	372000	391000	260000	273000	723000	759000	
127	Udhampur	Hartarian	Hartarian	414000	435000	345000	362000	540000	567000	
128	Udhampur		Sunari	486000	510000	345000	362000	785000	824000	
129	Udhampur		Kemal Danga	486000	510000	348000	365000	826000	867000	
130	Udhampur	Muttal	Moungrali	486000	510000	348000	365000	634000	665000	
131	Udhampur		Muttal	316000	332000	220000	231000	645000	677000	
132	Udhampur	Samole	199000	209000	165000	173000	386000	405000		

S. No.	Tehsil	Patwar Halqa	Village	Value per Kanal ( In Rs)									
				Irrigated				Un-Irrigated				Value for Small Pieces of Land in rural areas upto 500 Sq meter (per Sq Meter)	
				Existing (2023)	Notified (2024)	Existing (2023)	Notified (2024)	Existing (2023)	Notified (2024)	Existing (2023)	Notified (2024)		
133	Udhampur	Kotli Jijan	Kotli Jijan Patta	472000	496000	348000	365000	649000	681000				
134	Udhampur			166000	175000	138000	145000	314000	329000				
135	Udhampur	Mali	Mali Jadsarkote	151000	159000	138000	145000	235000	247000				
136	Udhampur			172000	181000	156000	164000	268000	281000				
137	Udhampur	Mansar	Mansar Phangara Khalsa	491000	516000	368000	386000	936000	983000				
138	Udhampur			245000	257000	164000	172000	328000	344000				
139	Udhampur			245000	257000	164000	172000	347000	364000				
140	Udhampur	Krimchi	Krimchi Sourap	519000	545000	357000	375000	1013000	1063000				
141	Udhampur			178000	187000	162000	170000	372000	390000				
142	Udhampur	Tirshi	Tirshi Gandala	240000	252000	184000	193000	365000	383000				
143	Udhampur			240000	252000	184000	193000	365000	383000				
144	Udhampur	Tirshi	Himbra	240000	252000	184000	193000	382000	401000				
145	Udhampur	Debriah	Debriah Rakh Neera Naal	230000	242000	197000	207000	459000	482000				
146	Udhampur			180000	189000	164000	172000	309000	324000				
147	Udhampur	Chak	Chak Rakhwalan Shitrambal	535000	562000	497000	522000	1080000	1134000				
148	Udhampur			461000	484000	360000	378000	864000	907000				
149	Udhampur	Rakhwalan	Soakar Salmari	446000	468000	222000	233000	837000	878000				
150	Udhampur			241000	253000	184000	193000	432000	453000				
151	Udhampur	Sial Jattan	Sial Jattan Lansi	231000	243000	167000	175000	535000	562000				
152	Udhampur			230000	242000	165000	173000	529000	555000				
153	Udhampur	Sial Jattan	Baili Jar	276000	300000	210000	228000	522000	570000				
154	Udhampur			245000	257000	197000	207000	459000	482000				
155	Udhampur	Mangiote	Kandal Mangiote	180000	189000	164000	172000	260000	273000				
156	Udhampur			462000	485000	335000	352000	872000	916000				
157	Udhampur	Mangiote	Ferna Takoli	255000	268000	192000	202000	510000	535000				
158	Udhampur			255000	268000	192000	202000	510000	535000				
159	Udhampur	Tope	Tope Mela	240000	252000	192000	202000	419000	440000				
160	Udhampur			240000	252000	192000	202000	419000	440000				
161	Udhampur	Udhampur	Bhatla	240000	252000	192000	202000	419000	440000				

*[Handwritten Signature]*

S. No.	Tehsil	Patwar Halqa	Village	Value per Kanal ( In Rs)					
				Irrigated		Un-Irrigated		Value for Small Pieces of Land in rural areas upto 500 Sq meter (per Sq Meter)	
				Existing (2023)	Notified (2024)	Existing (2023)	Notified (2024)	Existing (2023)	Notified (2024)
<b>Tehsil Panchari</b>									
1	Panchari		Punwal	224000	236000	187000	197000	262000	275000
2	Panchari	Kulyar	Kulyar Bala	218000	230000	192000	202000	343000	360000
3	Panchari		Kulyar Pain	200000	210000	181000	191000	285000	300000
4	Panchari		Bharai	209000	220000	186000	196000	293000	308000
5	Panchari	Chulna	Chulna	374000	396000	323000	345000	550000	600000
6	Panchari	Meer	Meer	374000	397000	323000	345000	550000	600000
7	Panchari	Pathi	Pathi	356000	380000	309000	330000	523000	570000
8	Panchari		Narore	333000	350000	289000	304000	414000	435000
9	Panchari		Brinda Lander	225000	237000	206000	217000	286000	300000
10	Panchari	Lander	Kansal	225000	237000	206000	217000	286000	300000
11	Panchari		Majraresyalan	225000	237000	206000	217000	286000	300000
12	Panchari	Dandota	Dandota	225000	237000	206000	217000	286000	300000
13	Panchari	Kotla	Malti	212000	223000	200000	210000	262000	275000
14	Panchari		Kotla	212000	223000	200000	210000	262000	275000
15	Panchari	Kotla	Diggi	212000	223000	200000	210000	257000	270000
16	Panchari		Puranibhutti	212000	223000	175000	184000	257000	270000
17	Panchari	Badhota	Badhota	212000	223000	175000	184000	262000	275000
18	Panchari	Sadhota	Sadhota	212000	223000	175000	184000	257000	270000
19	Panchari		Galiote	199000	210000	175000	184000	257000	270000
20	Panchari	Katti	Katti	212000	223000	200000	210000	262000	275000
21	Panchari		Ush Subha	225000	237000	212000	223000	271000	285000
22	Panchari	Latyar	Latyar	225000	237000	212000	223000	271000	285000
23	Panchari		Ush Nihala	225000	237000	212000	223000	271000	285000

S. No.	Tehsil	Patwar Halqa	Village	Value per Kanal ( In Rs)					
				Irrigated		Un-Irrigated		Value for Small Pieces of Land in rural areas upto 500 Sq meter (per Sq Meter)	
				Existing (2023)	Notified (2024)	Existing (2023)	Notified (2024)	Existing (2023)	Notified (2024)
<b>Tehsil Majalta</b>									
1	Majalta	Majalta	Majalta	289000	305000	274000	289000	315000	333000
2	Majalta	Majalta	Satrari	176000	185000	168000	176000	259000	273000
3	Majalta		Thalora	378000	398000	302000	318000	397000	420000
4	Majalta	Thalora	Chiani	156000	165000	136000	143000	163000	171000
5	Majalta		Nagrota Tajoor	145000	153000	133000	140000	153000	161000
6	Majalta		Peoni	158000	167000	145000	153000	165000	174000
7	Majalta	Peoni	Kathiel Dangu	159000	167000	145000	152000	165000	173000
8	Majalta		Tajoor	159000	167000	145000	152000	165000	173000
9	Majalta		Jansal	159000	168000	145000	152000	165000	173000
10	Majalta	Jansal	Plater	152000	160000	145000	152000	166000	174000
11	Majalta		Jagwal	152000	160000	145000	152000	166000	174000
12	Majalta	Jansal	Haripur	140000	147000	134000	141000	154000	162000
13	Majalta		Dhamma	152000	160000	145000	153000	166000	175000
14	Majalta	Dhamma	Garh Pamasta	152000	160000	145000	153000	166000	175000
15	Majalta		Lalla	140000	148000	134000	141000	154000	162000
16	Majalta	Bharnara	Bharnara	370000	398000	294000	317000	414000	447000
17	Majalta	Bharnara	Neeli	250000	264000	208000	219000	264000	278000
18	Majalta		Shahpur	164000	173000	150000	158000	181000	190000
19	Majalta		Thial	250000	264000	237000	250000	282000	298000
20	Majalta	Thial	Bilaspur	265000	280000	206000	217000	265000	280000
21	Majalta		Sunal	280000	300000	228000	245000	280000	300000
22	Majalta		Deot	280000	300000	228000	245000	280000	300000
23	Majalta	Palnoo	Palnoo	154000	165000	140000	150000	168000	180000
24	Majalta		Pathwar	154000	162000	140000	147000	212000	223000

Handwritten signature and initials.

S. No.	Tehsil	Patwar Halqa	Village	Value per Kanal ( In Rs)						
				Irrigated			Un-Irrigated			Value for Small Pieces of Land in rural areas upto 500 Sq meter (per Sq Meter)
				Existing (2023)	Notified (2024)	Existing (2023)	Notified (2024)	Existing (2023)	Notified (2024)	
25	Majalta	Palnoo	Jakhenoo	154000	162000	140000	147000	212000	223000	
26	Majalta	Sehal	Sehal	206000	217000	164000	173000	221000	233000	
27	Majalta		Kehal	277000	298000	233000	250000	294000	315000	
28	Majalta	Chaini mansar	Chaini Mansar	281000	295000	200000	211000	408000	431000	
29	Majalta		Bhatti Barighar	145000	153000	133000	140000	160000	168000	
30	Majalta		Bhupnargarh	184000	194000	172000	182000	198000	209000	
31	Majalta	Amara	Amara	277000	298000	262000	282000	301000	325000	
32	Majalta		Nakki	277000	298000	262000	282000	301000	325000	
33	Majalta		Omwara	170000	179000	154000	162000	185000	195000	
34	Majalta		Sundla	219000	230000	207000	218000	256000	270000	
35	Majalta	G.S. Banj	Garh Samna Babi	150000	158000	137000	144000	164000	173000	
36	Majalta		Babey	150000	158000	137000	144000	156000	165000	
37	Majalta		Chore	150000	158000	137000	144000	156000	165000	
38	Majalta	G.S. Banj	Motto	150000	158000	137000	144000	156000	165000	
39	Majalta		Battal	379000	408000	303000	327000	452000	500000	
40	Majalta	Battal	Baryalta	308000	330000	294000	315000	441000	475000	
41	Majalta		SrialChuha	187000	197000	159000	168000	198000	209000	
42	Majalta		Kakrai	320000	338000	201000	212000	399000	420000	
<b>Tehsil Mougri</b>										
1	Mougri	Mougri	Mougri	197000	210000	173000	185000	225000	240000	
2	Mougri	Mougri	Laddal Mougri	172000	180600	159000	167000	215000	226000	
3	Mougri		Kalsote	181000	190050	144000	152000	217000	228000	
4	Mougri	Basnote	Basnote	197000	210000	151000	160000	228000	242000	
5	Mougri		Nali Nikka	184000	193200	153000	161000	210000	221000	
6	Mougri		Dubigalli	184000	193200	153000	161000	210000	221000	
7	Mougri	Panjar	Panjar	203000	215000	157000	167000	221000	235000	
8	Mougri		Saddal Thathli	173000	182000	140000	147000	210000	221000	

for  
Signature



S. No.	Tehsil	Patwar Halqa	Village	Value per Kanal ( In Rs)						
				Irrigated			Un-Irrigated			Value for Small Pieces of Land in rural areas upto 500 Sq meter (per Sq Meter)
				Existing (2023)	Notified (2024)	Existing (2023)	Notified (2024)	Existing (2023)	Notified (2024)	
9	Moungri	Panjar	DubkaBagh	173000	182000	140000	147000	210000	221000	
10	Moungri	Lalli	Lalli	177000	186000	146000	154000	210000	221000	
11	Moungri		Damnote	182000	191000	144000	152000	217000	228000	
12	Moungri	Radhnote	Radhnote	183000	193000	144000	152000	217000	228000	
13	Moungri		Thata kote	178000	187000	140000	147000	210000	221000	
14	Moungri	Radhnote	Dhingi Dhar	178000	187000	140000	147000	210000	221000	
15	Moungri		Parand	178000	187000	140000	147000	210000	221000	
16	Moungri	Ladda	Ladda	177000	186000	146000	154000	210000	221000	
17	Moungri		Kothari	177000	186000	146000	154000	210000	221000	

**Ramnagar**

1	<b>Ramnagar</b>	Ramnagar	Marta	266900	280000	207900	218300	362100	380000
2	Ramnagar		Jandarari	258700	271500	207900	218300	355500	373000
3	Ramnagar	Sattian	Thaplal	380500	400000	235700	248000	562800	591000
4	Ramnagar		Sattian	159200	167000	144100	151300	177100	186000
5	Ramnagar	Sattian	Prey	161600	170000	147400	155000	209600	220000
6	Ramnagar		Sullan	155500	163000	141900	150000	174700	183000
7	Ramnagar	Kirmoo	Tagan	156800	165000	143000	150000	175900	185000
8	Ramnagar		Kella	148200	156000	141900	149000	158400	166000
9	Ramnagar	Kirmoo	Katwalt	148200	156000	141900	149000	158400	166000
10	Ramnagar		Kirmoo	554000	582000	402600	423000	894100	940000
11	Ramnagar	Kirmoo	Kheen	262000	270000	205700	212000	305600	315000
12	Ramnagar		Sunetar	274500	288000	218400	230000	341600	359000
13	Ramnagar	Dhanwalt	Dhanwalt	155500	163000	141900	149000	174700	183000
14	Ramnagar		Bhaila	158400	166000	141900	149000	174700	183000
15	Ramnagar	Dhanwalt	Farole	158400	166000	141900	149000	174700	183000
16	Ramnagar		Konain	158400	166000	141900	149000	174700	183000
17	Ramnagar	Rang	Udhak	158400	166000	141900	149000	174700	183000
18	Ramnagar		Rang	158400	166000	141900	149000	174700	183000
19	Ramnagar	Blandh	158400	166000	141900	149000	179600	189000	


S. No.	Tehsil	Patwar Halqa	Village	Value per Kanal ( In Rs)						
				Irrigated			Un-Irrigated			Value for Small Pieces of Land in rural areas upto 500 Sq meter (per Sq Meter)
				Existing (2023)	Notified (2024)	Existing (2023)	Notified (2024)	Existing (2023)	Notified (2024)	
20	Ramnagar		Kogar Marh	162300	170500	145200	153000	179600	189000	
21	Ramnagar		Pinger	162300	170500	145200	153000	179600	189000	
22	Ramnagar	Kogar Marh	Bainsta	158400	166300	141900	149000	174700	183000	
23	Ramnagar		They	158400	166300	141900	149000	174700	183000	
24	Ramnagar		Kaghote	517700	544000	409200	430000	672700	706000	
25	Ramnagar		Dehari	517700	544000	409200	430000	672700	706000	
26	Ramnagar		Bhatyari	228700	240000	176800	186000	289600	304000	
27	Ramnagar	Bhatyari	Kathil Ganju	227000	238000	171600	177000	173400	179000	
28	Ramnagar		Romain	190900	197000	141900	146000	241500	249000	
29	Ramnagar		Plarn	190900	197000	145200	150000	241500	249000	
30	Ramnagar		Dalsar	402800	423000	366400	385000	491600	516000	
31	Ramnagar	Dalsar	Badhole	258100	271000	183700	193000	313100	330000	
32	Ramnagar		Birnoo	270600	285000	181300	190000	364000	382000	
33	Ramnagar		Kanah	274500	288000	182600	192000	366600	385000	
34	Ramnagar	Dalsar	Suinti	155500	160000	141900	146000	177900	183000	
35	Ramnagar		Sumi	158000	163000	145200	150000	181300	187000	
36	Ramnagar	Jandrore	Jandrore	274500	288000	173800	183000	385200	404000	
37	Ramnagar		Ressain	220400	231500	151800	160000	260700	274000	
38	Ramnagar	Jandrore	Nalla Mallian	171400	180000	141900	149000	227000	239000	
39	Ramnagar		Ghordi Khas	374800	393500	282000	297000	701900	737000	
40	Ramnagar	Ghordi	Nagrota Ghordi	381200	400300	285900	300000	715600	751000	
41	Ramnagar		Bindla	306100	322000	169400	178000	429100	450000	
42	Ramnagar	Ghordi	Ser- Bala	167800	176200	145200	153000	243200	255000	
43	Ramnagar		Nalla	171400	180000	141900	149000	227000	238000	
44	Ramnagar	Ghouran	Jagir Ghordi	374800	394000	282000	296000	589700	619000	
45	Ramnagar		Chanunta	165200	174000	152500	160000	241800	254000	
46	Ramnagar	Chanunta	Bhugtrain	165200	174000	152500	160000	241800	254000	
47	Ramnagar		Panj Grain	167800	176000	153800	162000	244400	256000	

W.S. J. S.

S. No.	Tehsil	Patwar Halqa	Village	Value per Kanal ( In Rs)							
				Irrigated			Un-Irrigated			Value for Small Pieces of Land in rural areas upto 500 Sq meter (per Sq Meter)	
				Existing (2023)	Notified (2024)	Notified (2024)	Existing (2023)	Notified (2024)	Notified (2024)		
48	Ramnagar	Chanunta	Ser-Manjila	155500	163000	150000	143000	150000	215800	227000	
49	Ramnagar		Dhandal	200800	210900	164000	156300	164000	285600	300000	
50	Ramnagar	Dhandal	Larh	281600	296000	164000	156200	164000	351800	370000	
51	Ramnagar		Mahni	171400	180000	149000	141900	149000	261900	275000	
52	Ramnagar		Sarsoo	216500	227300	190000	181300	190000	305500	321000	
53	Ramnagar		Hataryan	210500	221000	185000	176000	185000	281600	296000	
54	Ramnagar	Hataryan	Sughlar	214500	225000	189000	179600	189000	285600	300000	
55	Ramnagar		Proa Jagir	202000	212100	164000	156200	164000	267000	280000	
56	Ramnagar	Barmeen	Barmeen	285900	300200	221000	210900	221000	381800	400000	
57	Ramnagar		Satyaita	147000	155000	153000	145200	153000	165900	174000	
58	Ramnagar		Amroh	180400	190000	158000	149900	158000	245700	258000	
59	Ramnagar	Amroh	Incha	181700	190800	159000	151300	159000	250600	263000	
60	Ramnagar		Keya	173800	183000	151000	144100	151000	235100	247000	
61	Ramnagar		Bari	154200	162000	150000	141900	150000	190900	200000	
62	Ramnagar		Ladana	154200	162000	150000	141900	150000	165900	174000	
63	Ramnagar	Joffer	Joffer	155500	160000	146000	141900	146000	174700	180000	
64	Ramnagar		Balota Chigla	149400	154000	147000	143000	147000	165000	170000	
65	Ramnagar		Lehar	149400	154000	147000	143000	147000	168400	173000	
66	Ramnagar	Joffer	Dheeran	174700	183000	159000	150900	159000	188900	198000	
67	Ramnagar		Baryaita Samnabani	152200	160000	153000	146000	153000	174700	183000	
<b>Basantgarh</b>											
1	Basantgarh	Basantgarh	Basantgarh	424000	448000	370000	349800	370000	455800	482000	
2	Basantgarh	Basantgarh	Loudhra	185500	192000	170000	164300	170000	228960	241000	
3	Basantgarh		Balota Upperla	222600	230000	175000	169600	175000	271360	285000	
4	Basantgarh	Mang	Mang	212000	218000	177000	171720	177000	208820	220000	
5	Basantgarh		Ponara	150520	155000	148000	143100	148000	173840	183000	
6	Basantgarh		Khaned	150520	155000	148000	143100	148000	155820	164000	

*(Handwritten signature)*

S. No.	Tehsil	Patwar Halqa	Village	Value per Kanal ( In Rs)						
				Irrigated			Un-Irrigated			Value for Small Pieces of Land in rural areas upto 500 Sq meter (per Sq Meter)
				Existing (2023)	Notified (2024)	Existing (2023)	Notified (2024)	Existing (2023)	Notified (2024)	
7	Basantgarh		Kadwah	150520	155000	143100	148000	155820	164000	
8	Basantgarh	Mang	Playee	150520	155000	143100	148000	157940	166000	
9	Basantgarh		Sia Maheri	150520	155000	143100	148000	157940	166000	
10	Basantgarh		Rai Chak	150520	155000	143100	148000	155820	164000	
11	Basantgarh		Rasli Thakrai	169600	175000	148400	153000	198220	209000	
12	Basantgarh		Rasli Gadheran	169600	175000	148400	153000	198220	209000	
13	Basantgarh	Rasli Gadheran	Rothal	151580	157000	146280	151000	149460	157000	
14	Basantgarh		Chhatrari	169600	175000	148400	153000	198220	209000	
15	Basantgarh		Chakal	153700	159000	145220	150000	151580	160000	
<b>Chenani</b>										
1	Chenani		Gharian Kallan	161520	166000	137020	141000	187530	197000	
2	Chenani		Gharian Khurd	161520	166000	137020	141000	187530	197000	
3	Chenani	Gharian	Mattowa	161520	166000	137020	141000	187530	197000	
4	Chenani		Kulasar	152620	157000	129220	133000	165590	174000	
5	Chenani	Nagulta	Nagulta	179430	185000	149340	154000	195920	206000	
6	Chenani	Nagulta	Tanchar	260470	268000	211848	218000	270500	284000	
7	Chenani		Karlah	904113	931000	745510	768000	1156900	1215000	
8	Chenani		Bashat	401000	421000	310000	328000	450000	475000	
9	Chenani	Karlah	Chullyar	401000	421000	319000	335000	450000	475000	
10	Chenani		Dhar Shiv Garh	151500	156000	144820	149000	165590	174000	
11	Chenani		Satyalta	147040	151000	139250	143000	159710	168000	
12	Chenani		Charat	142590	147000	135910	140000	156240	164000	
13	Chenani	Satyalta	Bant	142590	147000	135910	140000	156240	164000	
14	Chenani		Kahri	178230	184000	147050	151000	185120	194000	
15	Chenani		Sewna	300770	310000	194950	200000	321830	338000	
16	Chenani		Batna (Partially)	397460	417000	270270	284000	442640	468000	
17	Chenani	Chenani	Champari	391780	411000	264590	278000	414700	438000	
18	Chenani		Khurd	328610	338000	261770	270000	351860	370000	

10/10  
Sper

S. No.	Tehsil	Patwar Halqa	Village	Value per Kanal ( In Rs)								
				Irrigated				Un-Irrigated				Value for Small Pieces of Land in rural areas upto 500 Sq meter (per Sq Meter)
				Existing (2023)	Notified (2024)	Existing (2023)	Notified (2024)	Existing (2023)	Notified (2024)	Existing (2023)	Notified (2024)	
19	Chenani		Ghantwal	473430	488000	337430	348000	538230	565000			
20	Chenani		Margana	141470	146000	134790	139000	153930	162000			
21	Chenani	Chenani	Ancha	141470	146000	134790	139000	153930	162000			
22	Chenani		Baishty	179440	188000	173340	182000	196470	206000			
23	Chenani		Mandir Dosala	141470	146000	134790	139000	153930	162000			
24	Chenani		Mada (Partially)	624570	660000	519060	545000	743820	785000			
25	Chenani	Mada	Kither Jagir	145230	150000	136990	144000	157500	165000			
26	Chenani		Kud	841720	890000	623370	655000	1013500	1070000			
27	Chenani		Pachote	451220	475000	389290	410000	527280	555000			
28	Chenani	Kud	Mandlote	396220	416000	334730	351000	464950	490000			
29	Chenani		Sangote	380820	400000	327470	344000	467590	490000			
30	Chenani		Khatriyar	370800	382000	319300	335000	405300	426000			
31	Chenani		Sudhmahadev	540440	570000	424880	446000	678620	715000			
32	Chenani		Bachhal	280000	295000	200000	210000	360000	380000			
33	Chenani		Katwail	275000	289000	200000	210000	350000	370000			
34	Chenani		Bain	184920	190000	149270	154000	210890	221000			
35	Chenani		Mantalai	259340	272000	179640	189000	345350	365000			
36	Chenani		Ghumarli	152600	157000	137010	141000	163170	171000			
37	Chenani		Haridwar	152600	157000	137010	141000	171360	180000			
38	Chenani		Kharwa	144820	149000	137220	141000	167900	176000			
39	Chenani		Bupp	166550	175000	152490	160000	185350	195000			
40	Chenani		Sarar Karpait	166550	175000	152490	160000	182930	193000			
41	Chenani		Gashand	144820	149000	136860	141000	157500	165000			
42	Chenani		Kosar	183210	192000	151820	159000	224480	236000			
43	Chenani		Jig	151490	156000	136860	141000	177140	186000			
44	Chenani		Marothi	228360	235000	149590	154000	296420	311000			



S. No.	Tehsil	Patwar Halqa	Village	Value per Kanal ( In Rs)					
				Irrigated		Un-Irrigated		Value for Small Pieces of Land in rural areas upto 500 Sq meter (per Sq Meter)	
				Existing (2023)	Notified (2024)	Existing (2023)	Notified (2024)	Existing (2023)	Notified (2024)
<b>Latti Marothi</b>									
1	Latti Marothi	Latti	Latti	636000	670000	489000	515000	790000	830000
2	Latti Marothi		Chapper	439000	454000	414000	427000	510000	525000
3	Latti Marothi	Sira	Sira	177000	183000	147000	152000	250000	258000
4	Latti Marothi		Pattangarh	166000	171000	128000	132000	200000	207000
5	Latti Marothi	Dudu	Dudu	304000	312000	193000	198000	410000	422000
6	Latti Marothi		Jakhed	355000	365000	227000	235000	510000	525000
7	Latti Marothi	Pachound	Pachound	168000	173000	142000	147000	250000	258000
8	Latti Marothi		Padder	242000	250000	142000	147000	300000	310000
9	Latti Marothi		Dhar Seoj						
Un-inhabitated									

*[Handwritten signature]*

*[Handwritten signature]*

**Notified Market Value Guidelines of Urban Plots for the year 2024 in District Udhampur.**

S. No	Name of City/Tehsil	Ward No.	Name of Mohalla/ Colony/ Society/ Street	Value per Kanal ( In Rs)	
				Existing (2023)	Notified (2024)
				Industrial	
				Rates for Industrial purpose in Urban areas (per Kanal) for the Year-2024	
1	2	3	4	5	6
1	Udhampur	1- Subhash Nagar & Bharat Nagar.	Jakhain Partially	6320000	6650000
			Shajalta Partially	6320000	6650000
			Barrian Partially	6320000	6650000
2	Udhampur	2- Indra Nagar, Chenani Project & complex	Shajalta Partially	6320000	6650000
			Dallah Partially	6320000	6650000
3	Udhampur	3- Id Gah & Old Jail Complex	Udhampur Partially	6320000	6650000
			Shajalta Partially	6320000	6650000
			Barrian Partially	6320000	6650000
4	Udhampur	4- Adarsh Colony & Court Road	Udhampur Partially	6320000	6650000
			Barrian Partially	6320000	6650000
5	Udhampur	5- Barrian & Old Microwave Gali	Barrian Partially	7368000	7750000

*[Handwritten Signature]*

S. No	Name of City/Tehsil	Ward No.	Name of Mohalla/ Colony/ Society/ Street	Value per Kanal ( In Rs)	
				Rates for Industrial purpose in Urban areas (per Kanal) for the Year-2024	
				Existing (2023)	Notified (2024)
				Industrial	
6	Udhampur	6- Karan Nagar	Barrian Partially	6320000	6650000
7	Udhampur	7- Garrian Talab	Udhampur Partially	6320000	6650000
8	Udhampur	8- Ram Kala Kender, Waziran Mandir & Gurdawara Gali	Karlai Suki Partially	6320000	6650000
9	Udhampur	9- Arya Smaj Gali, Lambi Gali & Beotra Gali	Karlai Suki Partially	8379500	8800000
10	Udhampur	10- Shiv Nagar, Old telegraph & Mohalla Acharya	Udhampur Partially	8379500	8800000
11	Udhampur	11- Raghunath Pur & Shiv Nagar.	Udhampur Partially	8379500	8800000
12	Udhampur	12- Geeta Bhawan, Shitla Mandir & Pabba Mohalla.	Shiv Nagar Partially	8379500	8800000
13	Udhampur	13- Lambi Gali & District Hospital	Omara partially	8379500	8800000
			Shiv Nagar Partially	8379500	8800000
			Udhampur Partially	8379500	8800000
			Udhampur Partially	8379500	8800000
			karlai Kangloo Partially	8379500	8800000

*[Handwritten Signature]*



S. No	Name of City/ Tehsil	Ward No.	Name of Mohalla/ Colony/ Society/ Street	Value per Kanal ( In Rs)	
				Rates for Industrial purpose in Urban areas (per Kanal) for the Year-2024	
				Existing (2023)	Notified (2024)
				Industrial	
14	Udhampur	14- Talab Sailain & Bal Ashram	Udhampur Partially	8379500	8800000
15	Udhampur	15- Shakti Nagar	karlai Kangloo Partially	8379500	8800000
16	Udhampur	16- Chabutra, Mohalla Pachyala & Dina Nagar.	Udhampur Partially	8379500	8800000
17	Udhampur	17- Christian Colony & Omara-New & Salain Talab	karlai Kangloo Partially	8379500	8800000
18	Udhampur	18- Dallah & Gangera	kallar Himmitti Partially	8379500	8800000
19	Udhampur	19- Rount, Shiv Nagar & Sambal	Omara partially	8379500	8800000
			Dallah Partially	7161000	7500000
			Jakhain Partially	7161000	7500000
			Gangera Partially	7161000	7500000
			Shiv Nagar Partially	6320000	6650000
			Rount	6320000	6650000
			Sambal Partially	6320000	6650000

*[Handwritten Signature]*

S. No	Name of City/Tehsil	Ward No.	Name of Mohalla/ Colony/ Society/ Street	Value per Kanal ( In Rs)	
				Existing (2023)	Notified (2024)
				<b>Rates for Industrial purpose in Urban areas (per Kanal) for the Year-2024</b>	
				<b>Industrial</b>	
20	Udhampur	20- Sangoor & Sail Sallan, Omala, Thali, Chari & Swail	Sangoor	6320000	6650000
			Sial Sallan	6320000	6650000
			Omala	6320000	6650000
			Chari	6320000	6650000
			Swail	6320000	6650000
21	Udhampur	21- Kallar Himitti & Thanda Paddar, Nagrota, Karlai Khalki & Dandyal.	kallar Himitti Partially	6320000	6650000
			Thanda Paddar	6320000	6650000
			Nagrota	6320000	6650000
21	Udhampur	21- Kallar Himitti & Thanda Paddar, Nagrota, Karlai Khalki & Dandyal.	Karlai Khalki	6320000	6650000
			Dandyal	6320000	6650000
<b>Notified Market value Guidelines of Urban Plots for the year 2024 Tehsil Ramnagar</b>					
1	Ramnagar	W.No 1	Chigli Chouri	4754700	5000000
2	Ramnagar	W.No 2	Panditon ka Mohalla	4526050	4750000
3	Ramnagar	W.No 3	Kaisotra Mohalla	4526050	4750000



S. No	Name of City/Tehsil	Ward No.	Name of Mohalla/ Colony/ Society/ Street	Value per Kanal ( In Rs)	
				Rates for Industrial purpose in Urban areas (per Kanal) for the Year-2024	
				Existing (2023)	Notified (2024)
				Industrial	
4	Ramnagar	W.No 4	Pakhetra Mohalla	4526050	4750000
5	Ramnagar	W.No 5	Jandial Mohalla	4838100	5100000
6	Ramnagar	W.No 6	Kharka Mohalla	4764200	5000000
7	Ramnagar	W.No 7	Patwari Mohalla	4526050	4750000
8	Ramnagar	W.No 8	Phalla Mohalla	3625650	3800000
9	Ramnagar	W.No 9	Suka Talab	2702050	2850000
10	Ramnagar	W.No 10	Adhyapak Nagar	2785200	2920000
11	Ramnagar	W.No.11	Gratbhati	2640300	2780000
12	Ramnagar	W.No 12	Nouji	2640300	2780000
13	Do	W.No 13	Gundhian	2112150	2220000

S. No	Name of City/Tehsil	Ward No.	Name of Mohalla/ Colony/ Society/ Street	Value per Kanal ( In Rs)	
				Rates for Industrial purpose in Urban areas (per Kanal) for the Year-2024	
				Existing (2023)	Notified (2024)
<b>Notified Market value Guidelines of Urban Plots for the year 2024 Tehsil Chenani</b>					
1	Chenani	W.No.1	Mada Partially	1578790	1666000
2	Chenani	W.No.2	Battna Partially	1542370	1620000
3	Chenani	W.No.3	Chenani	1541250	1620000
4	Chenani	W.No.4	Chenani	1541250	1620000
5	Chenani	W.No.5	Chenani	1541250	1620000
6	Chenani	W.No.6	Chenani	1541250	1620000
7	Chenani	W.No.7	Chenani	1541250	1620000




## Form IV

## Notified Market Value Guidelines of Rural Areas for the year 2024 in District Udhampur

S. No.	Tehsil	Patwar Halqa	Village	Value per Kanal ( In Rs)	
				Existing (2023)	Notified (2024)
Rates for Industrial purpose in Rural areas (per Kanal) for the Year-2024					
Industrial					
1	Udhampur	Udhampur	Omara (R)	2500000	2625000
2	Udhampur	Jakhain	Jakhain Rural	1694000	1778000
3	Udhampur		Shajalta Rural	1693500	1778000
4	Udhampur	Dhanori	Dhanori Rowarli	892000	936000
5	Udhampur		Dhanori Parli	644000	676000
6	Udhampur	Sambal	Sambal Rural	777000	816000
7	Udhampur		Sui	668500	702000
8	Udhampur	Chakher	Rakh Tanday	450000	472000
9	Udhampur		Chakher	734500	771000
10	Udhampur	Laddan	Chakher Sundli	604500	635000
11	Udhampur		Laddan	619000	650000
12	Udhampur	Ossu	Hansoo	510500	536000
13	Udhampur		Kotlibala	429000	450000
14	Udhampur	Pakhlai	Ossu	423000	444000
15	Udhampur		Rakh Kotli	410000	430000
16	Udhampur	Dhar Gaddian	Pakhlai	172000	181000
17	Udhampur		Dhar Gaddian	172000	181000




S. No.	Tehsil	Patwar Halqa	Village	Value per Kanal ( In Rs)	
				Rates for Industrial purpose in Rural areas (per Kanal) for the Year-2024	
				Existing (2023)	Notified (2024)
				Industrial	
18	Udhampur		Omala Rural	937500	984000
19	Udhampur		Thali Rural	887000	931000
20	Udhampur	Omala	Chanthal	855000	898000
21	Udhampur		Cheri Rural	765500	804000
22	Udhampur		Swail Rural	937000	984000
23	Udhampur	Sangoor	Sial Sallan Rural	632000	664000
24	Udhampur		Bishal Jattan	408000	428000
25	Udhampur		Bishal Rajulian	305500	321000
26	Udhampur	Bishal Jattan	Nawah	305500	321000
27	Udhampur		Kah	305500	321000
28	Udhampur		Mansu	305500	321000
29	Udhampur	Barrian	Rakh Kathiala Rural	758000	796000
30	Udhampur	Jib	Jib	986500	1035000
31	Udhampur	Rehmbal	Rehmbal	2183500	2292000
32	Udhampur		Khatriar	2012500	2113000
33	Udhampur	Padanoo	Padanoo	879000	923000
34	Udhampur		Kalta	775500	814000
35	Udhampur	Badali	Badali	1113500	1169000
36	Udhampur		Deli Chak	886500	931000

*[Handwritten Signature]*

S. No.	Tehsil	Patwar Halqa	Village	Value per Kanal ( In Rs)	
				Rates for Industrial purpose in Rural areas (per Kanal) for the Year-2024	
				Existing (2023)	Notified (2024)
37	Udhampur	Badali	Manpa	922000	968000
38	Udhampur	Sansoo	Sansoo	945000	992000
39	Udhampur		Rakh Sansoo	928500	975000
40	Udhampur		Kotli Pain	848500	891000
41	Udhampur	Bali	Megain	848500	891000
42	Udhampur		Bali (Upper)	333000	350000
43	Udhampur		Bali (Lower)	357000	375000
44	Udhampur	Manta	Ladey	357000	375000
45	Udhampur		Manta	181500	191000
46	Udhampur		Moud	300000	315000
47	Udhampur	Ladha	Chattara	321500	337000
48	Udhampur		Toldi	337500	354000
49	Udhampur		Ladha	172000	181000
50	Udhampur	Samroli	Dhar Ladha	172000	181000
51	Udhampur		Samroli	408000	428000
52	Udhampur		Narsoo	412000	433000
53	Udhampur	Chirdi	Chunti	172000	181000
54	Udhampur		Chirdi	172000	181000
55	Udhampur		Kither	253000	265000

*[Handwritten Signature]*

S. No.	Tehsil	Patwar Halqa	Village	Value per Kanal ( In Rs)	
				Rates for Industrial purpose in Rural areas (per Kanal) for the Year-2024	
				Existing (2023)	Notified (2024)
				Industrial	
56	Udhampur	Roun	Roun	479500	504000
57	Udhampur	Roun	Breedian	370000	388000
58	Udhampur	Garnai	Garnai	506500	532000
59	Udhampur	Garnai	Deola	493000	518000
60	Udhampur	Garnai	Kothi	483000	507000
61	Udhampur	Garnai	Lota	320500	336000
62	Udhampur	Battal	Battal	466500	490000
63	Udhampur	Darsoo	Darsoo	175500	184000
64	Udhampur	Darsoo	Gudhar	175500	184000
65	Udhampur	Malhar	Malhar	526500	553000
66	Udhampur	Malhar	Radakote	315000	331000
67	Udhampur	Malhar	Kangeru	318500	334000
68	Udhampur	Malhar	Chalora	315000	331000
69	Udhampur	Malhar	Ladyala	315000	331000
70	Udhampur	Ballian	Ballian	1158000	1216000
71	Udhampur	Ballian	Sutain	937500	984000
72	Udhampur	Ballian	Sounthan	1050000	1102000
73	Udhampur	Ballian	Thill	1050000	1102000
74	Udhampur	Ballian	Lehri	1050000	1102000





S. No.	Tehsil	Patwar Halqa	Village	Value per Kanal ( In Rs)	
				Rates for Industrial purpose in Rural areas (per Kanal) for the Year-2024	
				Existing (2023)	Notified (2024)
				Industrial	
75	Udhampur		Rathian	1179500	1239000
76	Udhampur	Rathian	Loundana	1179000	1239000
77	Udhampur		Phangyal	1179000	1239000
78	Udhampur		Kashirah	749500	787000
79	Udhampur		Priyan	617000	648000
80	Udhampur	Kashirah	Ghordi	647000	679000
81	Udhampur		Channi	630000	661000
82	Udhampur		Kawah	377500	396000
83	Udhampur	Kawah	Baryal	525000	551000
84	Udhampur		Jaganoo	475000	499000
85	Udhampur	Jaganoo	Rakh Jaganoo	323500	340000
86	Udhampur		Ser	261000	274000
87	Udhampur		Marore	261000	274000
88	Udhampur		Thanoa	233000	245000
89	Udhampur		Bapi lot	233000	245000
90	Udhampur		Tarmara	226000	237000
91	Udhampur	Thanoa	Rakh Thanoa	226000	237000
92	Udhampur		Bhagpur	371500	390000
93	Udhampur		Kah Sadotrain	240000	252000

W/SO

S/

S. No.	Tehsil	Patwar Halqa	Village	Value per Kanal ( In Rs)	
				Rates for Industrial purpose in Rural areas (per Kanal) for the Year-2024	
				Existing (2023)	Notified (2024)
				Industrial	
94	Udhampur	Bassan	Bassan	265000	278000
95	Udhampur	Bassan	Kuperla	265000	278000
96	Udhampur	Barta	Barta	323500	340000
97	Udhampur	Barta	Johnu	248000	260000
98	Udhampur	Ritti	Ritti	259950	273000
99	Udhampur	Ritti	Lusal	263000	276000
100	Udhampur	Ritti	Mandolat	247500	260000
101	Udhampur	Kuh	Kuh	238000	250000
102	Udhampur	Kuh	Chai	258000	271000
103	Udhampur	Kuh	Kasheer	240500	253000
104	Udhampur	Kuh	Chapper	240500	253000
105	Udhampur	Sunal	Dudhar	240500	253000
106	Udhampur	Sunal	Sunal	240500	253000
107	Udhampur	Sunal	Karowa	316000	332000
108	Udhampur	Dhalphar	Dhalpar	254000	267000
109	Udhampur	Dhalphar	Shivnagar	240500	252000
110	Udhampur	Tikri	Bubail	309500	325000
111	Udhampur	Tikri	Tikri	739500	776000
112	Udhampur	Tikri	Lehnu	453500	476000

S. No.	Tehsil	Patwar Halqa	Village	Value per Kanal ( In Rs)	
				Rates for Industrial purpose in Rural areas (per Kanal) for the Year-2024	
				Industrial	
				Existing (2023)	Notified (2024)
113	Udhampur	Tikri	Jarmara	344500	362000
114	Udhampur	Mand	Mand	764500	803000
115	Udhampur	Dhanoo	Dhanoo	378500	398000
116	Udhampur		Chadai	378500	398000
117	Udhampur		Gatial	378500	398000
118	Udhampur	Seen Thakran	Seen Thakran	273500	287000
119	Udhampur		Kah Phalata	399500	419000
120	Udhampur	Seen Brahmana	Seen Brahmana	273500	287000
121	Udhampur		Khandrah	229500	241000
122	Udhampur	Samundrani	Samundrani	318500	334000
123	Udhampur	Barolla	Barolla	305000	320000
124	Udhampur		Neeli Nallah	304500	320000
125	Udhampur		Nallah Kuhlana	396000	416000
126	Udhampur	Hartarian	Kuper Chang	316000	332000
127	Udhampur		Hartarian	379500	398000
128	Udhampur		Sunari	415500	436000
129	Udhampur	Muttal	Kemal Danga	417000	438000
130	Udhampur		Moungrali	417000	438000
131	Udhampur	Muttal	Muttal	268000	281000

S. No.	Tehsil	Patwar Halqa	Village	Value per Kanal ( In Rs)	
				Rates for Industrial purpose in Rural areas (per Kanal) for the Year-2024	
				Existing (2023)	Notified (2024)
				Industrial	
132	Udhampur	Muttal	Samole	182000	191000
133	Udhampur	Kotli Jijan	Kotli Jijan	410000	430000
134	Udhampur		Patta	152000	160000
135	Udhampur	Mali	Mali	144500	152000
136	Udhampur		Jadsarkote	164000	172000
137	Udhampur	Mansar	Mansar	429500	451000
138	Udhampur		Phangara Khalsa	204500	215000
139	Udhampur	Krimchi	Phangara Jagir	204500	215000
140	Udhampur		Krimchi	438000	460000
141	Udhampur	Tirshi	Sourap	170000	179000
142	Udhampur		Tirshi	212000	223000
143	Udhampur	Debriah	Gandala	212000	223000
144	Udhampur		Himbra	212000	223000
145	Udhampur	Chak Rakhwalian	Debriah	213500	224000
146	Udhampur		Rakh Neera Naal	172000	181000
147	Udhampur	Chak Rakhwalian	Chak Rakhwalian	516000	542000
148	Udhampur		Shitrambal	410500	431000
149	Udhampur		Soakar	334000	351000
150	Udhampur		Salmari	212500	223000

S. No.	Tehsil	Patwar Halqa	Village	Value per Kanal ( In Rs)	
				Rates for Industrial purpose in Rural areas (per Kanal) for the Year-2024	
				Existing (2023)	Notified (2024)
				Industrial	
151	Udhampur		Sial Jattan	199000	209000
152	Udhampur		Lansi	197500	207000
153	Udhampur	Sial Jattan	Baili	243000	255000
154	Udhampur		Jar	221000	232000
155	Udhampur		Kandal	172000	181000
156	Udhampur		Mangiote	398500	418000
157	Udhampur	Mangiote	Ferna	223500	235000
158	Udhampur		Takoli	223500	235000
159	Udhampur		Tope	216000	227000
160	Udhampur	Tope	Mela	216000	227000
161	Udhampur		Bhatla	216000	227000
<b>Tehsil Panchari</b>					
1	Panchari		Punwal	205500	216000
2	Panchari		Kulyar Bala	205000	216000
3	Panchari		Kulyar Pain	190500	200000
4	Panchari		Bharai	197500	208000
5	Panchari	Chulna	Chulna	348500	366000
6	Panchari	Meer	Meer	348500	366000
7	Panchari	Pathi	Pathi	332500	350000




S. No.	Tehsil	Patwar Halqa	Village	Value per Kanal ( In Rs)	
				Rates for Industrial purpose in Rural areas (per Kanal) for the Year-2024	
				Existing (2023)	Notified (2024)
				<b>Industrial</b>	
8	Panchari	Pathi	Narore	311000	327000
9	Panchari	Lander	Brinda Lander	215500	227000
10	Panchari		Kansal	215500	227000
11	Panchari		Majraresyalan	215500	227000
12	Panchari	Dandota	Dandota	215500	227000
13	Panchari		Malti	206000	217000
14	Panchari	Kotla	Kotla	206000	217000
15	Panchari		Diggi	206000	217000
16	Panchari	Kotla	Puranibhutti	193500	204000
17	Panchari		Badhota	193500	204000
18	Panchari	Sadhota	Sadhota	193500	204000
19	Panchari		Galiote	187000	197000
20	Panchari	Katti	Katti	206000	217000
21	Panchari		Ush Subha	218500	230000
22	Panchari	Latyar	Latyar	218500	230000
23	Panchari		Ush Nihala	218500	230000




S. No.	Tehsil	Patwar Halqa	Village	Value per Kanal ( In Rs)	
				Rates for Industrial purpose in Rural areas (per Kanal) for the Year-2024	
				Existing (2023)	Notified (2024)
<b>Industrial</b>					
<b>Tehsil Majalra</b>					
1	Majalra	Majalra	Majalra	281500	296000
2	Majalra	Majalra	Satrari	172000	181000
3	Majalra	Thalora	Thalora	340000	358000
4	Majalra		Chiani	146000	154000
5	Majalra		Nagrota	139000	146000
6	Majalra	Peoni	Peoni	151500	160000
7	Majalra		Kathiel Dangu	152000	160000
8	Majalra		Tajoor	152000	160000
9	Majalra	Jansal	Jansal	152000	160000
10	Majalra		Plater	148500	156000
11	Majalra		Jagwal	148500	156000
12	Majalra	Dhamma	Haripur	137000	144000
13	Majalra		Dhamma	148500	156000
14	Majalra		Garh Pamasta	148500	156000
15	Majalra	Bharnara	Lalla	137000	144000
16	Majalra		Bharnara	332000	349000
17	Majalra		Neeli	229000	241000
18	Majalra	Shahpur	Shahpur	157000	165000

*[Signature]*

*[Signature]*

S. No.	Tehsil	Patwar Halqa	Village	Value per Kanal ( In Rs)	
				Rates for Industrial purpose in Rural areas (per Kanal) for the Year-2024	
				Existing (2023)	Notified (2024)
				Industrial	
19	Majalta	Thial	Thial	243500	256000
20	Majalta		Bilaspur	235500	248000
21	Majalta		Sunal	254000	267000
22	Majalta		Deot	254000	267000
23	Majalta	Palnoo	Palnoo	147000	155000
24	Majalta		Pathwar	147000	155000
25	Majalta		Jakhenoo	147000	155000
26	Majalta	Sehal	Sehal	185000	195000
27	Majalta		Kehal	255000	268000
28	Majalta	Chaini Mansar	Chaini Mansar	240500	253000
29	Majalta		Bhatti Barighar	139000	146000
30	Majalta		Bhupnargarh	178000	187000
31	Majalta	Amara	Amara	269500	283000
32	Majalta		Nakki	269500	283000
33	Majalta		Omwara	162000	170000
34	Majalta		Sundla	213000	224000
35	Majalta	G.S. Banj	Garh Samna Banj	143500	151000
36	Majalta		Babey	143500	151000
37	Majalta		Chore	143500	151000
38	Majalta		Motto	143500	151000

*[Handwritten signature]*



S. No.	Tehsil	Patwar Halqa	Village	Value per Kanal ( In Rs)	
				Rates for Industrial purpose in Rural areas (per Kanal) for the Year-2024	
				Existing (2023)	Notified (2024)
				Industrial	
39	Majalta	Battal	Battal	341000	359000
40	Majalta		Baryalta	301000	317000
41	Majalta		SrialChuha	173000	182000
42	Majalta		Kakrai	260500	274000
<b>Tehsil Mougri</b>					
1	Mougri	Mougri	Mougri	185000	194000
2	Mougri		Laddal Mougri	165500	174000
3	Mougri		Kalsote	162500	171000
4	Mougri	Basnote	Basnote	174000	183000
5	Mougri		Nali Nikka	168500	177000
6	Mougri		Dubigalli	168500	177000
7	Mougri	Panjar	Panjar	180000	190000
8	Mougri		Saddal Thathli	156500	165000
9	Mougri	Panjar	DubkaBagh	156500	165000
10	Mougri	Lalli	Lalli	161500	170000
11	Mougri		Damnote	163000	172000
12	Mougri	Radhnote	Radhnote	163500	172000
13	Mougri		Thata kote	159000	167000


S. No.	Tehsil	Patwar Halqa	Village	Value per Kanal ( In Rs)	
				Rates for Industrial purpose in Rural areas (per Kanal) for the Year-2024	
				Existing (2023)	Notified (2024)
				Industrial	
14	Moungri	Radhnote	Dhingi Dhar	159000	167000
15	Moungri		Parand	159000	167000
16	Moungri	Ladda	Ladda	161500	170000
17	Moungri		Kothari	161500	170000
<b>Ramnagar</b>					
1	<b>Ramnagar</b>	Ramnagar	Marta	237400	250000
2	Ramnagar		Jandarari	233300	245000
3	Ramnagar		Thaplal	308100	325000
4	Ramnagar	Sattian	Sattian	151650	160000
5	Ramnagar		Prey	154500	162000
6	Ramnagar		Sullan	148700	157000
7	Ramnagar		Tagan	149900	158000
8	Ramnagar		Kella	145050	153000
9	Ramnagar		Katwalt	145050	153000
10	Ramnagar		Kirmoo	478300	505000
11	Ramnagar	Kirmoo	Kheen	233850	245000
12	Ramnagar		Sunetar	246450	260000
13	Ramnagar	Dhanwalt	Dhanwalt	148700	157000
14	Ramnagar		Bhaila	150150	158000

*[Handwritten Signature]*

S. No.	Tehsil	Patwar Halqa	Village	Value per Kanal ( In Rs)	
				Rates for Industrial purpose in Rural areas (per Kanal) for the Year-2024	
				Existing (2023)	Notified (2024)
15	Ramnagar	Dhanwadi	Farole	150150	158000
16	Ramnagar		Konain	150150	158000
17	Ramnagar		Udhak	150150	158000
18	Ramnagar		Rang	150150	158000
19	Ramnagar		Blandh	150150	158000
20	Ramnagar	Kogar Marh	Kogar Marh	153750	162000
21	Ramnagar		Pinger	153750	162000
22	Ramnagar		Bainsta	150150	158000
23	Ramnagar		Thely	150150	158000
24	Ramnagar	Kaghote	Kaghote	463450	490000
25	Ramnagar		Dehari	463450	490000
26	Ramnagar	Bhatyari	Bhatyari	202750	213000
27	Ramnagar		Kathil Ganju	199300	210000
28	Ramnagar		Romain	166400	175000
29	Ramnagar	Dalsar	Plarn	168050	177000
30	Ramnagar		Dalsar	384600	405000
31	Ramnagar		Badhole	220900	232000
32	Ramnagar		Birnoo	225950	238000




S. No.	Tehsil	Patwar Halqa	Village	Value per Kanal ( In Rs)	
				Rates for Industrial purpose in Rural areas (per Kanal) for the Year-2024	
				Existing (2023)	Notified (2024)
				Industrial	
33	Ramnagar	Dalsar	Kanah	228550	240000
34	Ramnagar		Suinti	148700	157000
35	Ramnagar		Surni	151600	160000
36	Ramnagar	Jandrore	Jandrore	224150	235000
37	Ramnagar		Ressain	186100	195000
38	Ramnagar		Nalla Mallian	156650	165000
39	Ramnagar	Ghordi	Ghordi Khas	328400	345000
40	Ramnagar		Nagrota Ghordi	333550	350000
41	Ramnagar		Bindla	237750	250000
42	Ramnagar	Nalla Ghouran	Ser- Bala	156500	165000
43	Ramnagar		Nalla Ghouran	156650	165000
44	Ramnagar		Jagir Ghordi	328400	345000
45	Ramnagar	Chanunta	Chanunta	158850	167000
46	Ramnagar		Bhugtrain	158850	167000
47	Ramnagar		Panj Grain	160800	170000
48	Ramnagar	Dhandal	Ser-Manjla	149250	157000
49	Ramnagar		Dhandal	178550	187000
50	Ramnagar		Larh	218900	230000
51	Ramnagar	Sarsoo	Mahni	156650	165000
52	Ramnagar		Sarsoo	198900	210000




S. No.	Tehsil	Patwar Halqa	Village	Value per Kanal ( In Rs)	
				Rates for Industrial purpose in Rural areas (per Kanal) for the Year-2024	
				Existing (2023)	Notified (2024)
				Industrial	
53	Ramnagar		Hartaryan	193250	204000
54	Ramnagar	Hataryan	Sughlar	197050	207000
55	Ramnagar		Proa Jagir	179100	188000
56	Ramnagar	Barmeem	Barmeem	248400	260400
57	Ramnagar		Satyalta	146100	153000
58	Ramnagar		Amroh	165150	174000
59	Ramnagar		Incha	166500	175000
60	Ramnagar	Amroh	Keya	158950	167000
61	Ramnagar		Bari	148050	156000
62	Ramnagar		Ladana	148050	156000
63	Ramnagar		Joffer	148700	156000
64	Ramnagar		Balota Chigla	146200	154000
65	Ramnagar	Joffer	Lehar	146200	154000
66	Ramnagar		Dheeran	162800	172000
67	Ramnagar		Baryalta Samnabanj	149100	157000
<b>Basantgarh</b>					
1	<b>Basantgarh</b>		Basantgarh	386900	407000
2	Basantgarh	Basantgarh	Loudhra	174900	183700
3	Basantgarh		Balota Upperla	196100	206000




S. No.	Tehsil	Patwar Halqa	Village	Value per Kanal ( In Rs)	
				Existing (2023)	Notified (2024)
<b>Rates for Industrial purpose in Rural areas (per Kanal) for the Year-2024</b>					
				<b>Industrial</b>	
4	Basantgarh	Mang	Mang	191860	201500
5	Basantgarh		Ponara	146810	154200
6	Basantgarh		Khaned	146810	154200
7	Basantgarh		Kadwah	146810	154200
8	Basantgarh		Playee	146810	154200
9	Basantgarh		Sia Maheri	146810	154200
10	Basantgarh		Rai Chak	146810	154200
11	Basantgarh		Rasli Thakrai	159000	167000
12	Basantgarh		Rasli Gadheran	159000	167000
13	Basantgarh		Rothal	148930	156500
14	Basantgarh	Chhatrari	159000	167000	
15	Basantgarh	Chakal	149460	157000	
<b>Chenani</b>					
1	<b>Chenani</b>	Gharian	Gharian Kallan	149270	157000
2	Chenani		Gharian Khurd	149270	157000
3	Chenani		Matlowa	149270	157000
4	Chenani		Kulasar	140920	149000
5	Chenani		Nagulta	164385	173000
6	Chenani		Tandhar	236159	248000




S. No.	Tehsil	Patwar Halqa	Village	Value per Kanal ( In Rs)	
				Rates for Industrial purpose in Rural areas (per Kanal) for the Year-2024	
				Existing (2023)	Notified (2024)
				Industrial	
7	Chenani	Karliah	Karliah	824812	870000
8	Chenani		Bashat	355500	375000
9	Chenani		Chullyar	360000	380000
10	Chenani		Dhar Shiv Garh	148160	156000
11	Chenani	Satyalta	Satyalta	143145	150000
12	Chenani		Charat	139250	147000
13	Chenani		Bant	139250	147000
14	Chenani	Satyalta	Kahri	162640	172000
15	Chenani		Sewna	247860	260000
16	Chenani		Batna (Partially)	333865	353000
17	Chenani	Chenani	Champari	328185	345000
18	Chenani		Khurd	295190	312000
19	Chenani		Ghantwal	405430	425000
20	Chenani	Chenani	Margana	138130	145000
21	Chenani		Ancha	138130	145000
22	Chenani		Baishty	176390	185000
23	Chenani	Mada	Mandir Dosala	138130	145000
24	Chenani		Mada (Partially)	571815	600000
25	Chenani		Kither Jagir	141110	148000




S. No.	Tehsil	Patwar Halqa	Village	Value per Kanal ( In Rs)		
				Rates for Industrial purpose in Rural areas (per Kanal) for the Year-2024		
				Existing (2023)	Notified (2024)	
				Industrial		
26	Chenani	Kud	Kud	732545	770000	
27	Chenani		Pachote	420255	442000	
28	Chenani		Mandlote	365475	385000	
29	Chenani		Sangote	354145	372000	
30	Chenani		Khatriyar	345050	365000	
31	Chenani	Sudhmahadev	Sudhmahadev	482660	510000	
32	Chenani		Bachhal	240000	252000	
33	Chenani		Katwalt	237500	250000	
34	Chenani		Bain	167095	175000	
35	Chenani		Mantalai	219490	230000	
36	Chenani		Ghumarli	144805	152000	
37	Chenani		Haridwar	144805	152000	
38	Chenani		Kharwa	141020	148000	
39	Chenani		Bupp	Bupp	159520	168000
40	Chenani			Sarar Karpalt	159520	168000
41	Chenani	Gashand		140840	148000	
42	Chenani	Kosar		167515	177000	
43	Chenani	Jig		144175	152000	
44	Chenani	Marothi		188975	198000	



S. No.	Tehsil	Patwar Halqa	Village	Value per Kanal ( In Rs)	
				Rates for Industrial purpose in Rural areas (per Kanal) for the Year-2024	
				Existing (2023)	Notified (2024)
<b>Industrial</b>					
<b>Latti Marothi</b>					
1	Latti Marothi	Latti	Latti	562500	590000
2	Latti Marothi	Latti	Chapper	426500	450000
3	Latti Marothi	Sira	Sira	162000	170000
4	Latti Marothi	Sira	Pattangarh	147000	155000
5	Latti Marothi	Dudu	Dudu	248500	262000
6	Latti Marothi	Dudu	Jakhed	291000	305000
7	Latti Marothi	Pachound	Pachound	155000	163000
8	Latti Marothi	Pachound	Padder	192000	203000
9	Latti Marothi	Pachound	Dhar Seoj		
Un-inhabitated					